

GGM GRANADA GOLD MINE

Corporate Presentation February 14, 2019



THE GRANADA
GOLD PROPERTY
IN ROUYN - NORANDA QUÉBEC

Premier Exploration and Development
Project on the Prolific Cadillac Trend

DISCLAIMER – Cautionary Statements

No stock exchange, securities commission or other regulatory authority has approved or disapproved the information contained herein.

Cautionary Note Concerning Forward-Looking Statements. This presentation includes certain “forward-looking statements”. All such statements and information, other than statements of historical fact, that address activities, events or developments that Granada Gold Mine Inc. believes, expects, anticipates or plans will or may occur in the future are forward-looking statements. Forward-looking statements are often, but not always, identified by the use of words such as “seek”, “anticipate”, “believe”, “plan”, “estimate”, “expect”, and “intend” and statements that an event or result “may”, “will”, “can”, “should”, “could”, or “might” occur or be achieved and other similar expressions. These forward-looking statements reflect the current internal projections, expectations or beliefs of Granada Gold Mine Inc. based on information currently available to Granada Gold Mine Inc. In addition, all statements other than statements of historical fact, included in this presentation, including without limitation statements regarding potential mineralization and reserves, exploration results, and future plans and objectives of Granada Gold Mine Inc. are forward-looking statements that involve various risks and uncertainties.

There can be no assurance that forward-looking statements will prove to be accurate and actual results and future events could differ materially from those anticipated in such statements. Important factors that could cause actual results to differ materially from Granada Gold Mine Inc. expectations include, among others, risks related to the start-up of operations, the actual results of current exploration activities, conclusions of economic evaluations and changes in project parameters as plans continue to be refined as well as future prices of gold, silver and base metals. Although Granada Gold Mine Inc. has attempted to identify important factors that could cause actual results to differ materially from those contained in forward-looking statements, there may be other factors that cause results not to be as anticipated, estimated or intended. Accordingly, readers should not place undue reliance on forward-looking statements. The forward-looking statements contained in this presentation are included for the purpose of providing investors with information to assist them in understanding the Corporation’s expected financial and operational performance and may not be appropriate for other purposes. Granada Gold Mine Inc. does not undertake to update any forward-looking statement that is included herein, except in accordance with applicable securities laws.

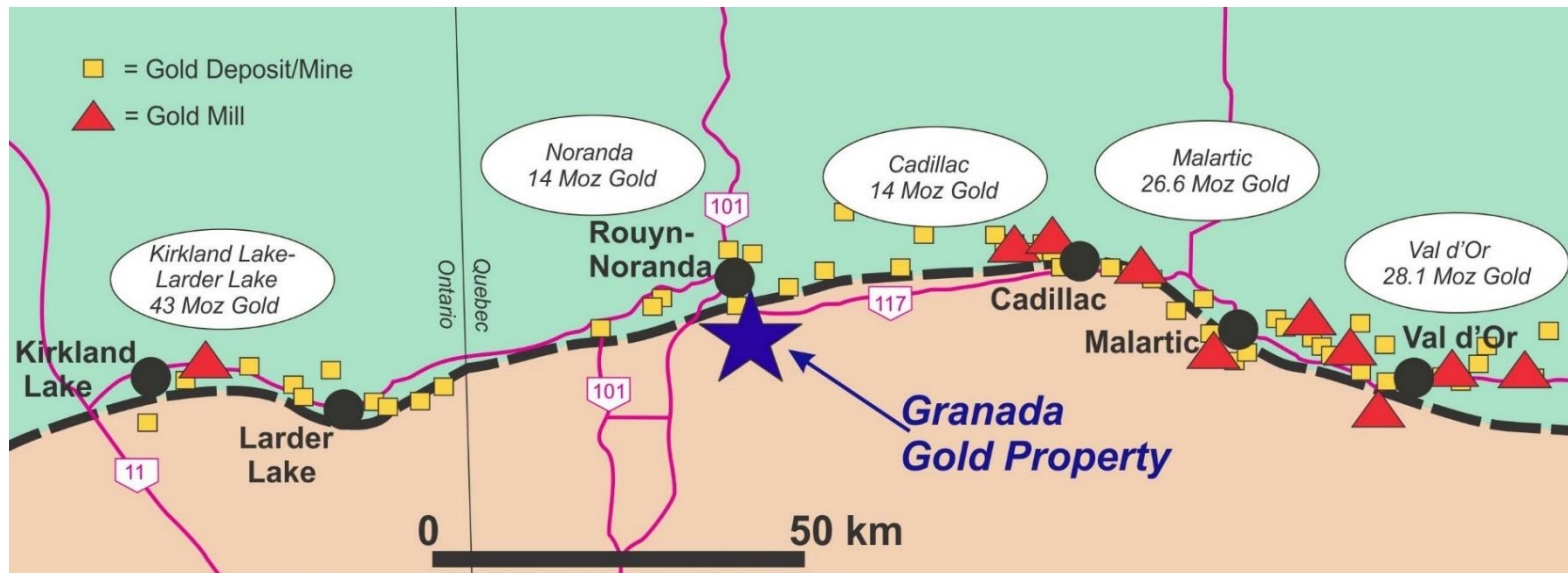
The mineral resources estimates contained here are only estimates and no assurance can be given that any particular level of recovery of minerals will be realized or that an identified resource will ever qualify as a commercially mineable or viable deposit which can be legally and economically exploited. In addition, the grade of mineralization ultimately mined may differ from the one indicated by the drilling results and the difference may be material. The estimated resources described herein should not be interpreted as assurances of mine life or of the profitability of future operations. References to potential quantity and grade are conceptual in nature as there has been insufficient exploration to define a mineral resource and it is uncertain if further exploration will result in the target being delineated as a mineral resource. Mineral Resources that are not Mineral Reserves do not have demonstrated economic viability.

Cautionary Note to United States Investors Concerning Estimates of Mineral Resources This news release uses the terms “Measured”, “Indicated” and “Inferred” Mineral Resources. United States investors are advised that while such terms are recognized and required by Canadian regulations, the United States Securities and Exchange Commission does not recognize them and expressly prohibits U.S. registered companies from including such terms in their filings with the United States Securities and Exchange Commission. “Inferred Mineral Resources” have a great amount of uncertainty as to their existence, and as to their economic and legal feasibility. It cannot be assumed that all or any part of an Inferred Mineral Resource will ever be upgraded to a higher category. United States investors are cautioned not to assume that all or any part of Measured or Indicated Mineral Resources will ever be converted into mineral reserves. United States investors are also cautioned not to assume that all or any part of an Inferred Mineral Resource exists, or is economically or legally mineable.

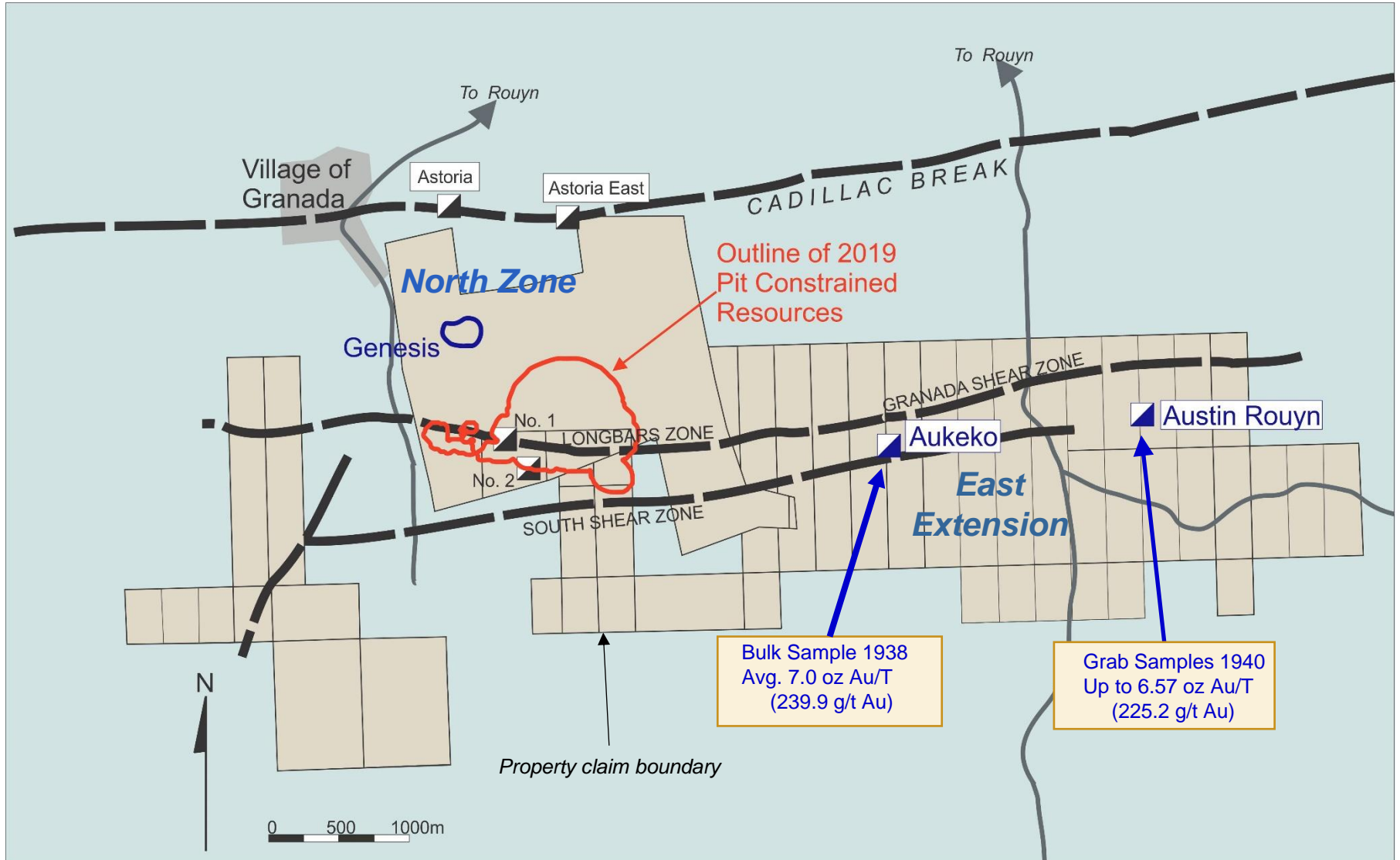
The contents of this presentation have been reviewed and approved by Claude Duplessis, Eng., an independent qualified person in accordance with National Instrument 43-101. The contents are for informational purposes only and do not constitute an offer to sell or a solicitation to purchase any securities referred to herein.

GRANADA GOLD MINE: Overview

- ▶ **Cadillac Break Trend**, Northern Quebec, 1.5 hour flight north of Montreal: >100 million ounces produced
- ▶ **Development Potential:** Pit-Constrained gold resources - **M&I: 762,000 oz., Inf. 455,000 oz;** Mining permit in place for Starter Pits (“Rolling Start”)
- ▶ **Growth Potential:** Recent encouraging drilling results **below** resources and elsewhere on property
- ▶ **Infrastructure-Rich:** proximity to 10 gold mills, established mining labour market, electrical grid
- ▶ **Experienced management team:** metallurgy, milling, geology, exploration, mining



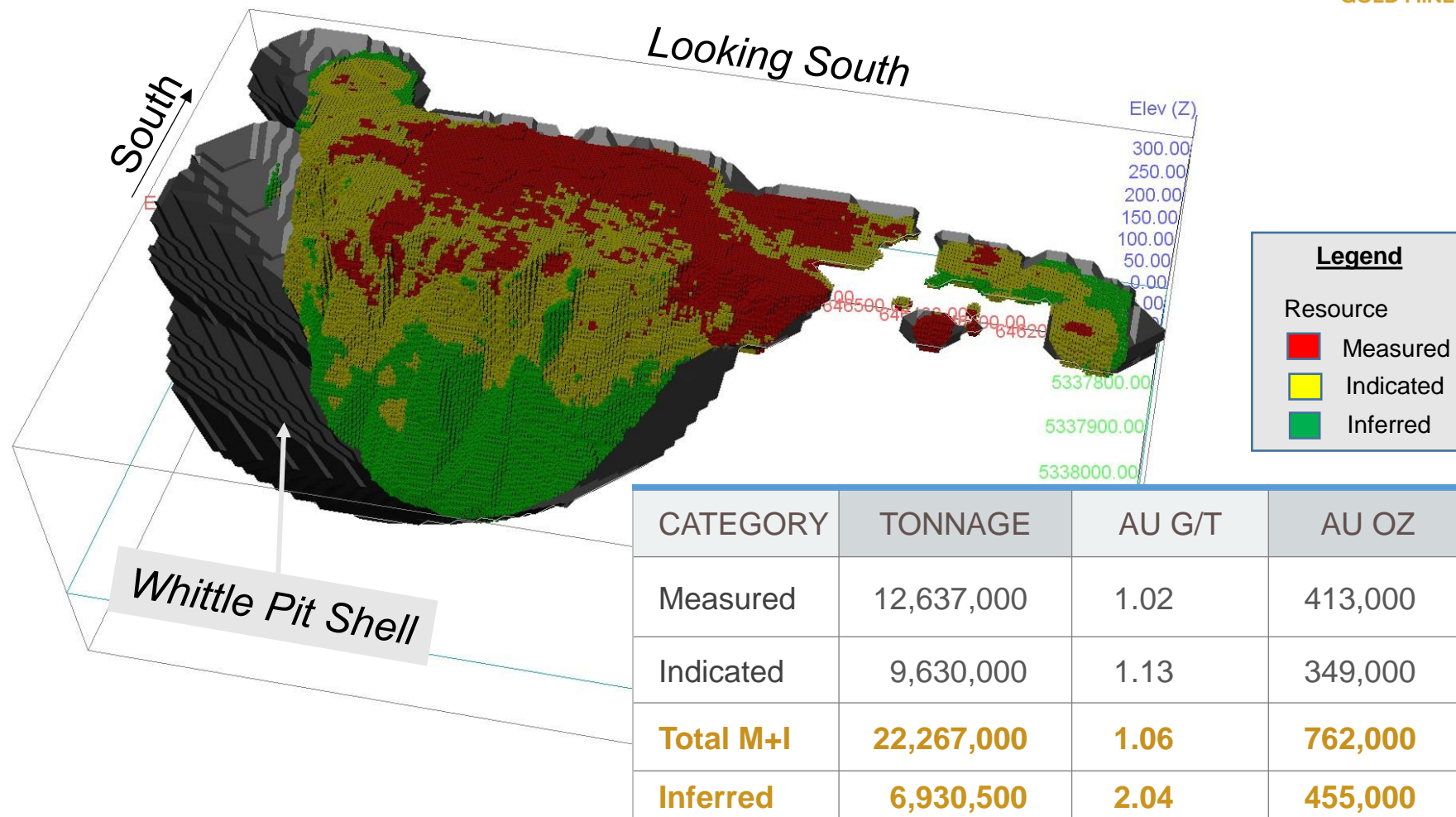
GRANADA GOLD PROJECT: Claims and Target Locations



GRANADA GOLD PROJECT: A Robust Gold Project in a World-Class Mining District

- ▶ Located adjacent to the prolific Cadillac Break shear zone, hosted in Pontiac metasedimentary rocks and granitic sills along the Granada Shear Zone (“LONG Bars” Zone)
- ▶ Property underexplored beyond Current Resources
- ▶ Current Resource based on 873 drill holes totaling 116,863 metres
- ▶ Estimated 51,000 ounces mined in 1930’s at 9.7 g/t gold
- ▶ Bulk Samples:
 - 1993-1994: 87,311 tonnes @ 5.17 g/t gold (14,500 oz)
 - 1996: 22,095 tonnes @ 3.46 g/t gold (2,500 oz)
 - 2007: 140,000 tonnes @ 1.62 g/t (7,300 oz)
- ▶ Metallurgy
 - 94.9% recovery of gold by Gravity Separation with Cyanide Extraction
 - Flotation, neutralization, preconcentration tests encouraging: 94.7% gravity+cyanide+flotation
- ▶ Royalty
 - Claims are free and clear except for 3% NSR on the two mining claims BM813 and BM 852

GRANADA GOLD PROJECT Whittle Pits and Current Resources



- Source: Granada Gold Mine News Release February 13, 2019. Resource estimate by SGS Canada: Allan Armitage Ph.D, P.Geo and Maxime Dupéré, géo, independent qualified persons in accordance with National Instrument 43-101. Pit-constrained mineral resources reported at cut-off grade of 0.4 g/t Au .
- The database used for this estimate includes drill results obtained from drill programs in 2009, 2010, 2011, 2012, 2016 and 2017, trenches of 2014 and 2015, plus many of the historic holes (drilled in the 1900s) where sufficiently long sections of the core had been sampled and analyzed (Total 122,000 metres).

Granada Gold – Next Steps

► Development Activities

1. Rolling Start Model (2014 Report)

- Mining Permit in place for starter pits
- Contract Mill, 3-yr production, 75,000 ounces

2. Open Pit Model

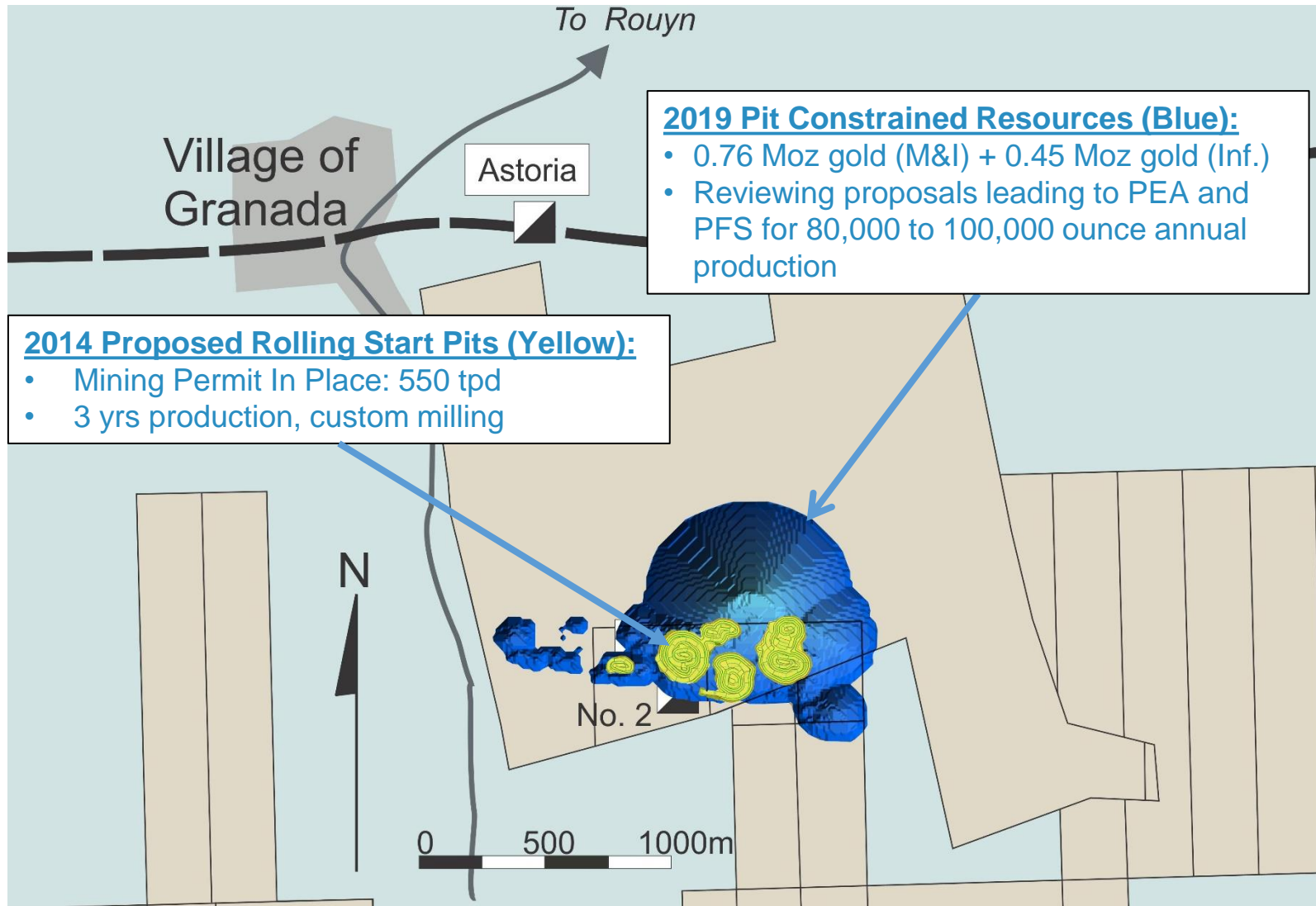
- Review and complete PEA/PFS proposals
- Studies to be aimed at open-pit mine/mill with capacity of 80,000 to 100,000 oz/yr Au

► Growth/Exploration Activities

- Winter-Spring, 2019: 5,000 m drill program, 3 targets (“Pit” Area, Genesis, and Far North)
- Focus on resource growth in near-“Pit” area and new targets to the north
- Selected geophysical surveys (IP, magnetics) to aid in target identification

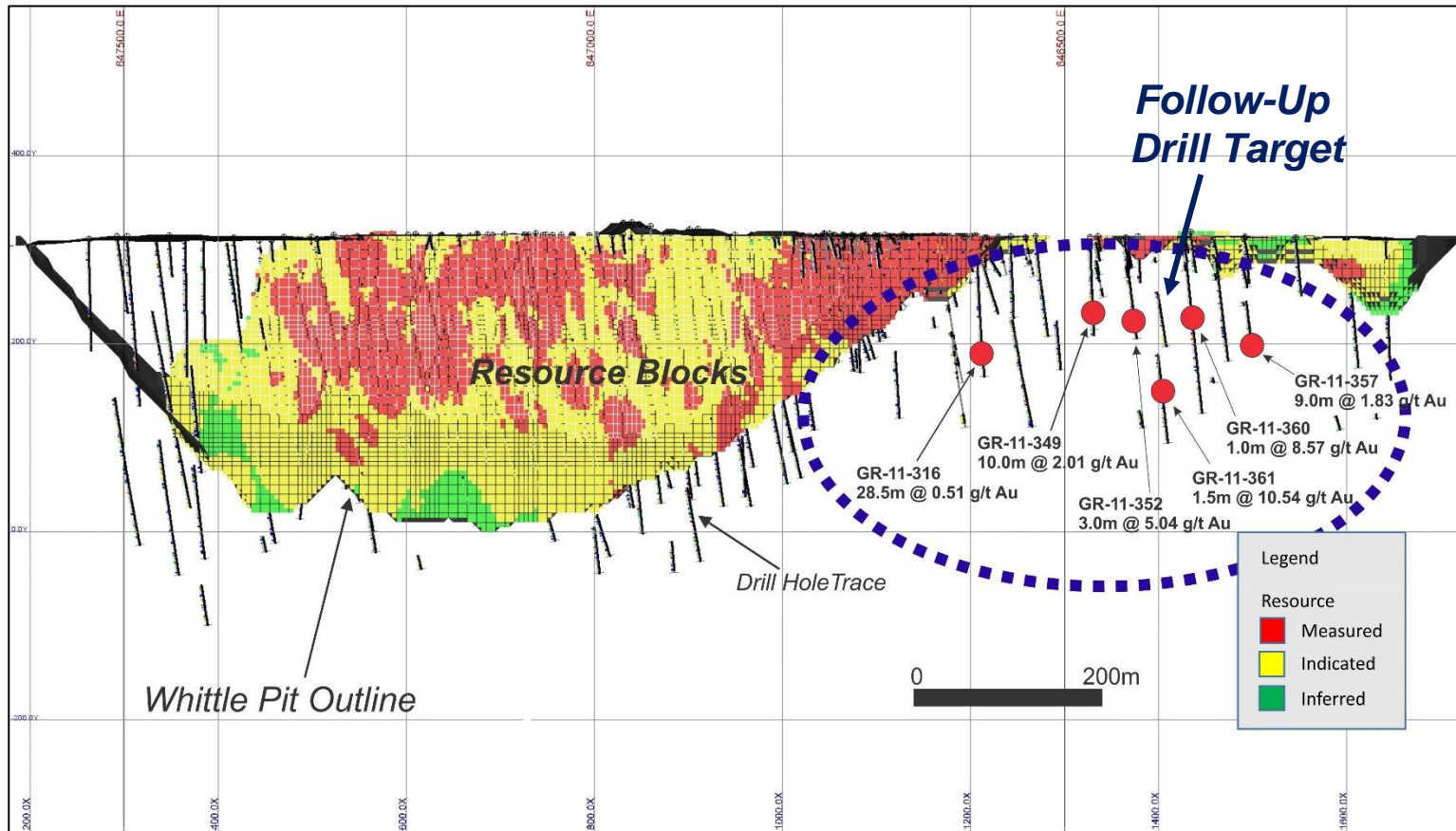


GRANADA GOLD: Development Potential



GRANADA GOLD PROJECT: Drilling for Growth

Longitudinal Section Looking South
Shallow-level drilling aimed at increasing resources



GRANADA GOLD – Exploration Drilling Targets

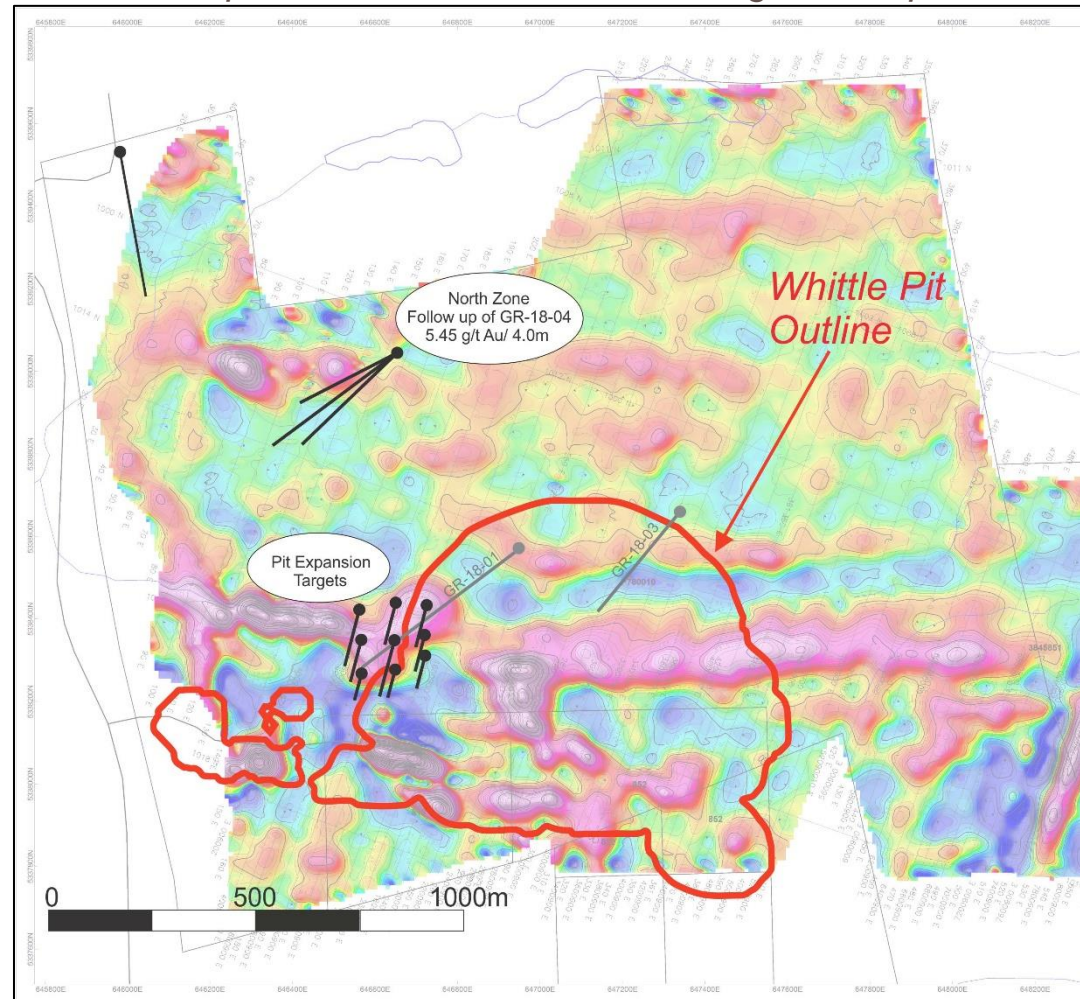
Proposed drill hole locations on magnetic map

Next Stage Drill Targets:

- 12 holes, 5,890 m
- Pit Expansion holes
- North Zone Follow-up

Future Activities Will Include:

- Further Pit-Expansion Drilling
- Follow-up North Zone
- Follow-up GR-18-01 - 8.15 g/t Au over 3 m
- Follow-up GR-18-03 – 12.41 g/t Au over 4 m
- Geophysical surveys



Share Structure

Recent Share Price ⁽¹⁾	\$0.20
Market Cap	\$13,800,000
Shares Issued and Outstanding ⁽¹⁾	69,224,073
Warrants Outstanding	23,534,780
Options Outstanding	5,477,375
Fully Diluted	95,605,263

52 WEEK LOW AND HIGH \$0.12 - \$0.42

GGM Shareholders to Benefit from Dividends

3% net smelter royalty (NSR) to be paid as gold or cash dividend to shareholders after Granada production begins⁽²⁾

1% NSR Granada holds on properties owned by Canada Cobalt Works to be paid out as cash dividends to GGM shareholders⁽³⁾

(1) As of February 14, 2019. (2) See company news release issued April 11, 2012. (3) See company news release issued August 10, 2015.

Granada Management

Frank J. Basa, P.Eng., CEO & Chairman

- 30 years of experience globally in mine development and hydro-metallurgical engineering with expertise in milling, gravity concentration, flotation, leaching and refining of precious and base metals.

Eric Owens, P. Geo, Ph.D., President

- 25 years of experience in mining exploration and development in gold and base metals in the Americas with companies such as Newmont Mining, BHP Minerals, Echo Bay Exploration and most recently as President and CEO of Alexandria Minerals Corporation.

Claude Duplessis, Eng, Project Geological Engineer, GoldMinds Geoservices Inc.

- 25 years of global experience in mine planning and geological exploration and engineering, including with SGS Canada Inc..

Thomas P. Devlin, Chief Financial Officer

- 40 years of accounting and management experience in the investment and junior resource sector and Granada Gold's CFO since 2009.

Tina Whyte, Corporate Secretary

- Over 20 years experience in corporate affairs including corporate governance, continuous disclosure, financing transactions and regulator filings and compliance.

Granada Board of Directors

Frank J. Basa, P.Eng., CEO & Chairman

- 30 years of experience globally in mine development and hydro-metallurgical engineering with expertise in milling, gravity concentration, flotation, leaching and refining of precious and base metals.

.Jacques F. Monette, Director

- 40 years of experience in every facet of underground mining operations around the world, including as Shaft Project Coordinator with Cementation Canada Inc., VP of Operations/Mining Division for Wabi Development Corp., Operations Manager for Moran Mining and Tunneling, and Area Manager for J.S. Redpath Group.

Dianne Tookenay, M.P.A, B.Admin, Director

- Worked extensively with First Nations and Aboriginal communities spanning 30 years and has a Bachelor of Administration from Lakehead University, a Joint Masters of Public Administration from the University of Manitoba and a Certificate in Mining Law from Osgoode Hall Law School, York University..

Robert Setter, B.A. Econ., Director

- Over 20 years of experience in business consulting, marketing and communications including previous positions as a Consultant for several public resource companies, Senior Financial Editor for Report on Mining and a Director for a publicly traded company.

Contact Information

Frank J. Basa, P.Eng.

Chairman and CEO

Phone: 819-797-4144

Email: fbasa@granadagoldmine.com

Dr. Eric Owens, P.Geo.

President

Phone: 416-509-5385

Email: eowens@granadagoldmine.com

Head Office (Administration)

Granada Gold Mine Inc.

2875 Ave Granada

Rouyn-Noranda, Quebec J9Y 1J1

Phone: 819-797-4144

Fax: 819-762-2306

www.GranadaGoldMine.com