

GGM GRANADA GOLD MINE

Corporate Presentation June 23, 2026



Reactivating a Past-Producing Gold Mine in the Abitibi Region of Quebec

granadagoldmine.com TSX-V GGM OTC PK GBBFF FRANKFURT B6DA

DISCLAIMER – Cautionary Statements



No stock exchange, securities commission or other regulatory authority has approved or disapproved the information contained herein.

Cautionary Note Concerning Forward-Looking Statements. This presentation includes certain “forward-looking statements”. All such statements and information, other than statements of historical fact, that address activities, events or developments that Granada Gold Mine Inc. believes, expects, anticipates or plans will or may occur in the future are forward-looking statements. Forward-looking statements are often, but not always, identified by the use of words such as “seek”, “anticipate”, “believe”, “plan”, “estimate”, “expect”, and “intend” and statements that an event or result “may”, “will”, “can”, “should”, “could”, or “might” occur or be achieved and other similar expressions. These forward-looking statements reflect the current internal projections, expectations or beliefs of Granada Gold Mine Inc. based on information currently available to Granada Gold Mine Inc. In addition, all statements other than statements of historical fact, included in this presentation, including without limitation statements regarding potential mineralization and reserves, exploration results, and future plans and objectives of Granada Gold Mine Inc. are forward-looking statements that involve various risks and uncertainties.

There can be no assurance that forward-looking statements will prove to be accurate and actual results and future events could differ materially from those anticipated in such statements. Important factors that could cause actual results to differ materially from Granada Gold Mine Inc. expectations include, among others, risks related to the start-up of operations, the actual results of current exploration activities, conclusions of economic evaluations and changes in project parameters as plans continue to be refined as well as future prices of gold, silver and base metals. Although Granada Gold Mine Inc. has attempted to identify important factors that could cause actual results to differ materially from those contained in forward-looking statements, there may be other factors that cause results not to be as anticipated, estimated or intended. Accordingly, readers should not place undue reliance on forward-looking statements. The forward-looking statements contained in this presentation are included for the purpose of providing investors with information to assist them in understanding the Corporation’s expected financial and operational performance and may not be appropriate for other purposes. Granada Gold Mine Inc. does not undertake to update any forward-looking statement that is included herein, except in accordance with applicable securities laws.

The mineral resources estimates contained here are only estimates and no assurance can be given that any particular level of recovery of minerals will be realized or that an identified resource will ever qualify as a commercially mineable or viable deposit which can be legally and economically exploited. In addition, the grade of mineralization ultimately mined may differ from the one indicated by the drilling results and the difference may be material. The estimated resources described herein should not be interpreted as assurances of mine life or of the profitability of future operations. References to potential quantity and grade are conceptual in nature as there has been insufficient exploration to define a mineral resource and it is uncertain if further exploration will result in the target being delineated as a mineral resource. Mineral Resources that are not Mineral Reserves do not have demonstrated economic viability.

Cautionary Note to United States Investors Concerning Estimates of Mineral Resources This news release uses the terms “Measured”, “Indicated” and “Inferred” Mineral Resources. United States investors are advised that while such terms are recognized and required by Canadian regulations, the United States Securities and Exchange Commission does not recognize them and expressly prohibits U.S. registered companies from including such terms in their filings with the United States Securities and Exchange Commission. “Inferred Mineral Resources” have a great amount of uncertainty as to their existence, and as to their economic and legal feasibility. It cannot be assumed that all or any part of an Inferred Mineral Resource will ever be upgraded to a higher category. United States investors are cautioned not to assume that all or any part of Measured or Indicated Mineral Resources will ever be converted into mineral reserves. United States investors are also cautioned not to assume that all or any part of an Inferred Mineral Resource exists, or is economically or legally mineable.

The technical contents of this presentation have been reviewed and approved by Granada Gold Mine Inc. President and CEO Frank Basa, P.Eng. Ontario, a qualified person in accordance with National Instrument 43-101. The contents are for informational purposes only and do not constitute an offer to sell or a solicitation to purchase any securities referred to herein.

HISTORY OF THE ABITIBI

Since 1901, the Abitibi belt has been Canada's greatest gold district creating over 100 mines and producing c. **200 million ounces of gold**.

Abitibi's mining history spans **well over a century**, yet gold and other minerals are still constantly and consistently being discovered in the region.



Source: visualcapitalist

Development Along the Cadillac Break Trend



Massive past production along Cadillac break trend
NW Quebec, >75 million ounces gold produced in past 100 years

Highly Prospective Geology
Gold at surface and underground, simple metallurgy

Infrastructure Rich
Proximity to 10 gold mills, established mining labour market, electrical grid

Granada Gold Mine Past Production



FORMER PRODUCER*

1930–1935

vertical and incline shaft

5 Identified at
veins at commission

1 Mined
vein (Vein no. 2)

488m Depth mined

7925m Lateral mined

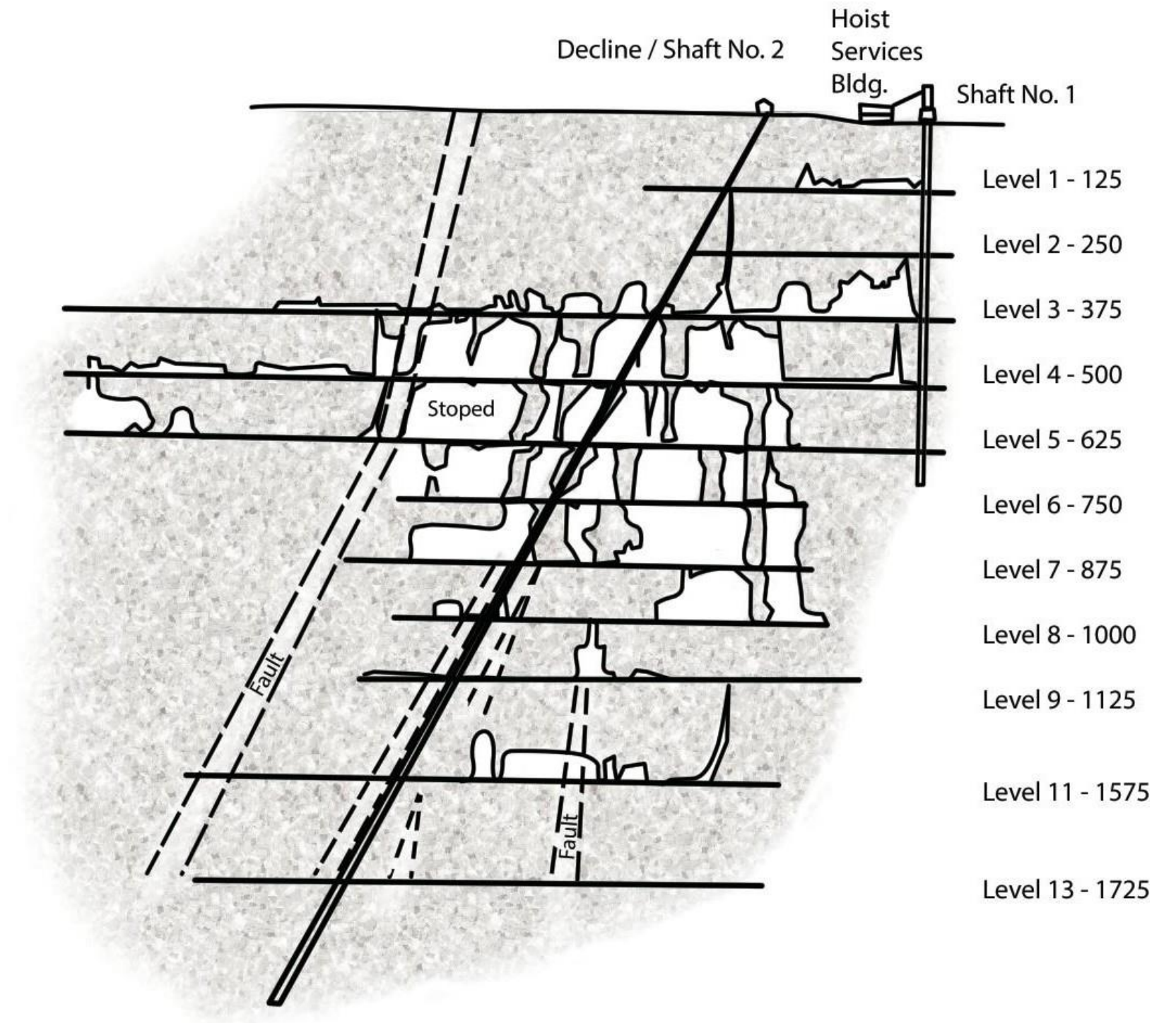
164,816 Tonnes Ore Extracted

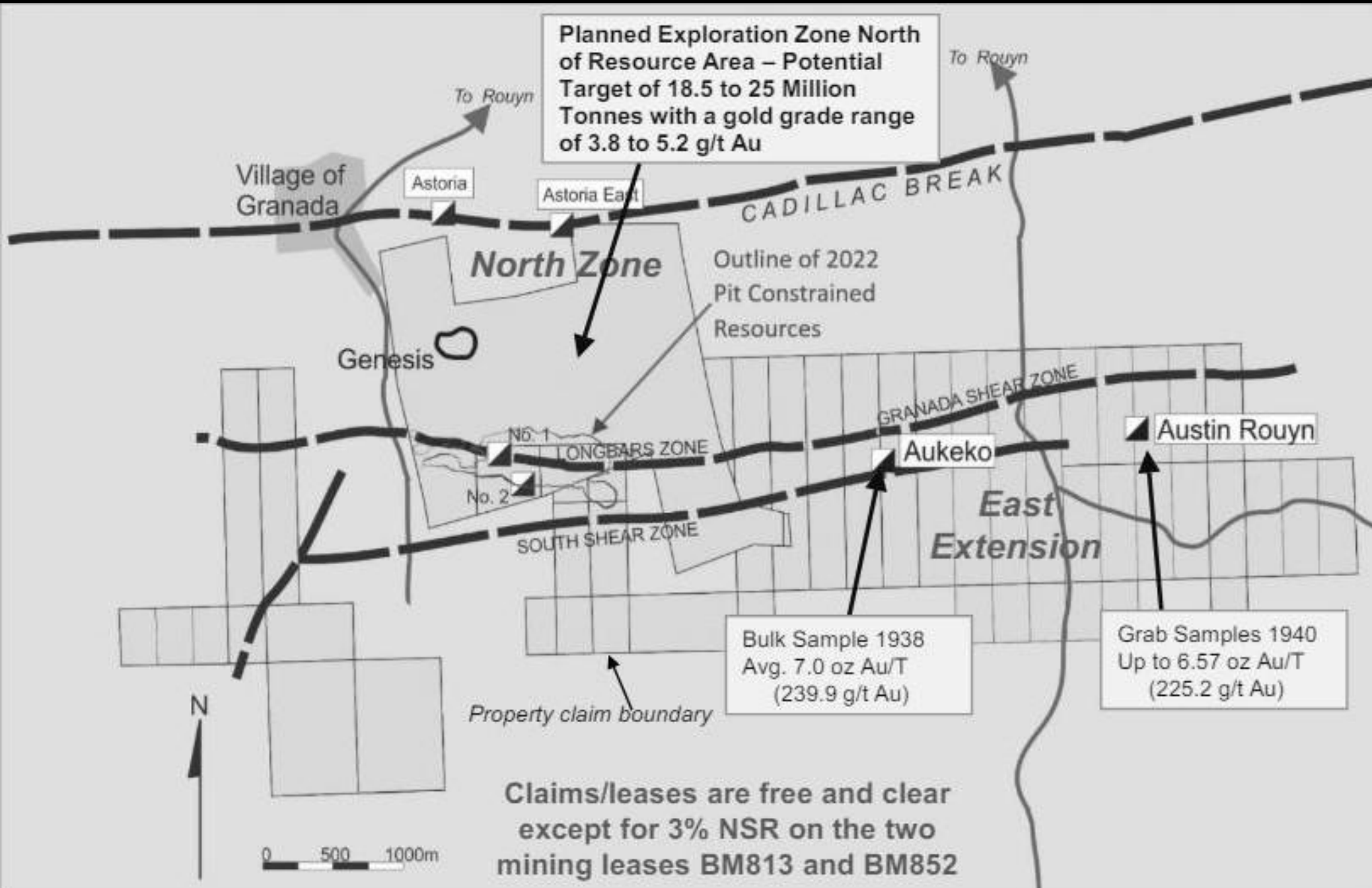
181 TPD (1934)

9.7 g/t Average grade Au

51,400 Troy ounces

*Charlton Report, 1984






Granada Gold Mine Underexplored Potential Extensions

Located adjacent to the prolific Cadillac Break shear zone, hosted in Pontiac metasedimentary rocks and granitic sills along the Granada Shear Zone (“LONG Bars” Zone)



Exploration

- Excellent expansion potential
- Targeting **2.5 to 3 million ounces gold**
- Near-term 20,000m drilling target has estimated potential tonnage range of 18.5 to 25 million tonnes with a gold grade range of 3.8 to 5.2 grams per tonne Au



Production

- **Permits in place to mine 550 t/day from the open pit** (“Rolling Start”) and ship to a local mill; Previous engineering work to be updated towards building a mill on site

Recent updated gold price assumption and lower cut-off grades has generated a major increase in resources¹

Gold Measured and Indicated Mineral Resources	890,600 oz	+64%
Gold Inferred Mineral Resources	865,500 oz	+90%

Exploration Potential

Excellent potential to add gold resources East and North of established resource area, at depth

Only 2 km of the **5.5 km** east–west strike length **has been drilled**

Targeting a total of **2.5 to 3 million ounces of gold** for the property

1. The independent Qualified Person for this Mineral Resource Estimate is Claude Duplessis, ing. (P.Eng.), of GoldMinds Geoservices Inc. The estimate has an effective date of June 8, 2026 and was reported along with assumptions in a Granada [news release June 23, 2026](#). The percentage increases reflect the change in resources from the 2022 estimate. .

Granada Gold Mine Bulk Sampling




- Two 500-tonne open-pit bulk samples graded higher than the 1.76 g/t M+I resource estimate grade.
- First of these graded an average 4.33 g/t Au and a second sample returned an average 3.95 g/t Au.
- A previous 1,220 kg grab sample from Vein No. 1 returned 55.56 g/t native gold – using only the native gold component.
- Mill grades at Granada historically were higher than drill grades.



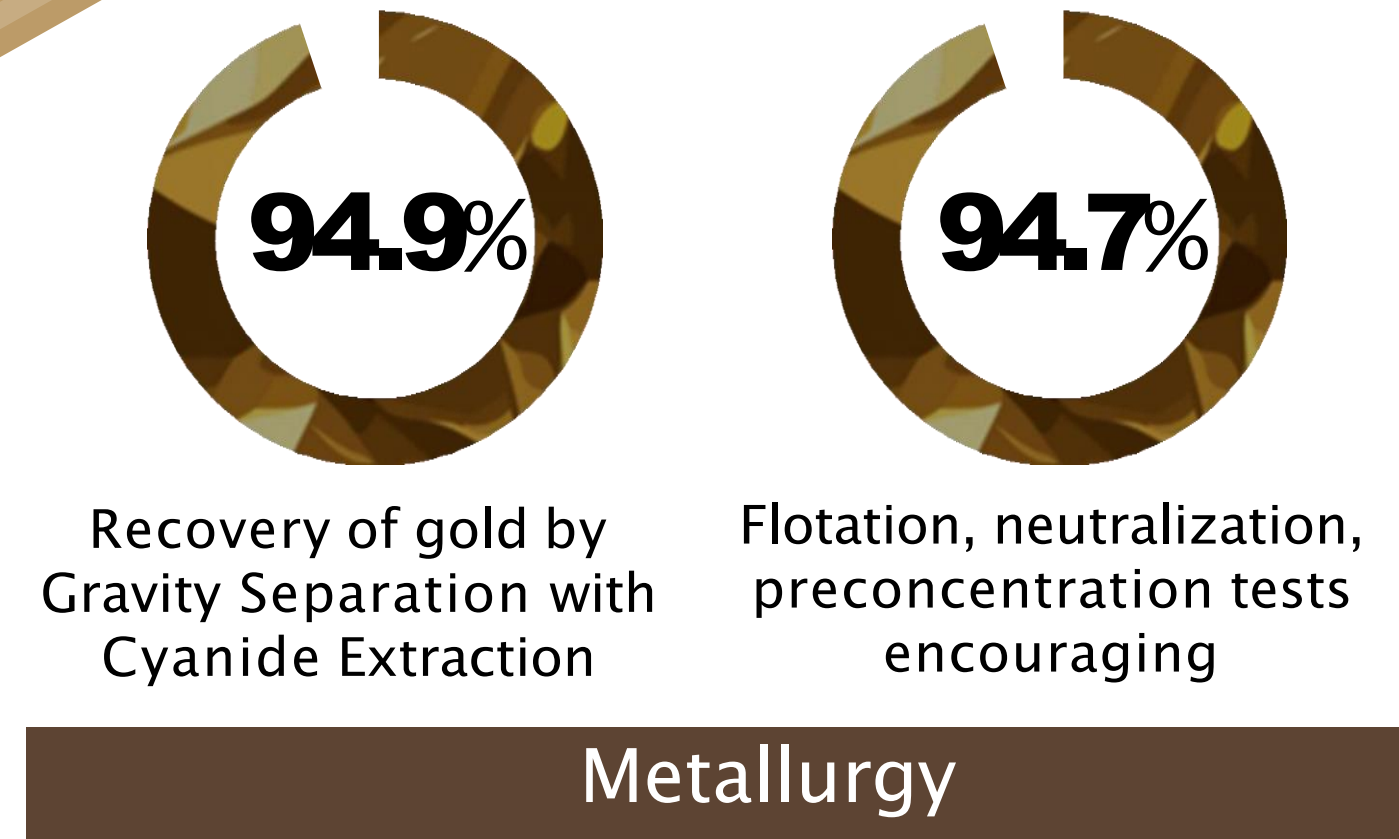
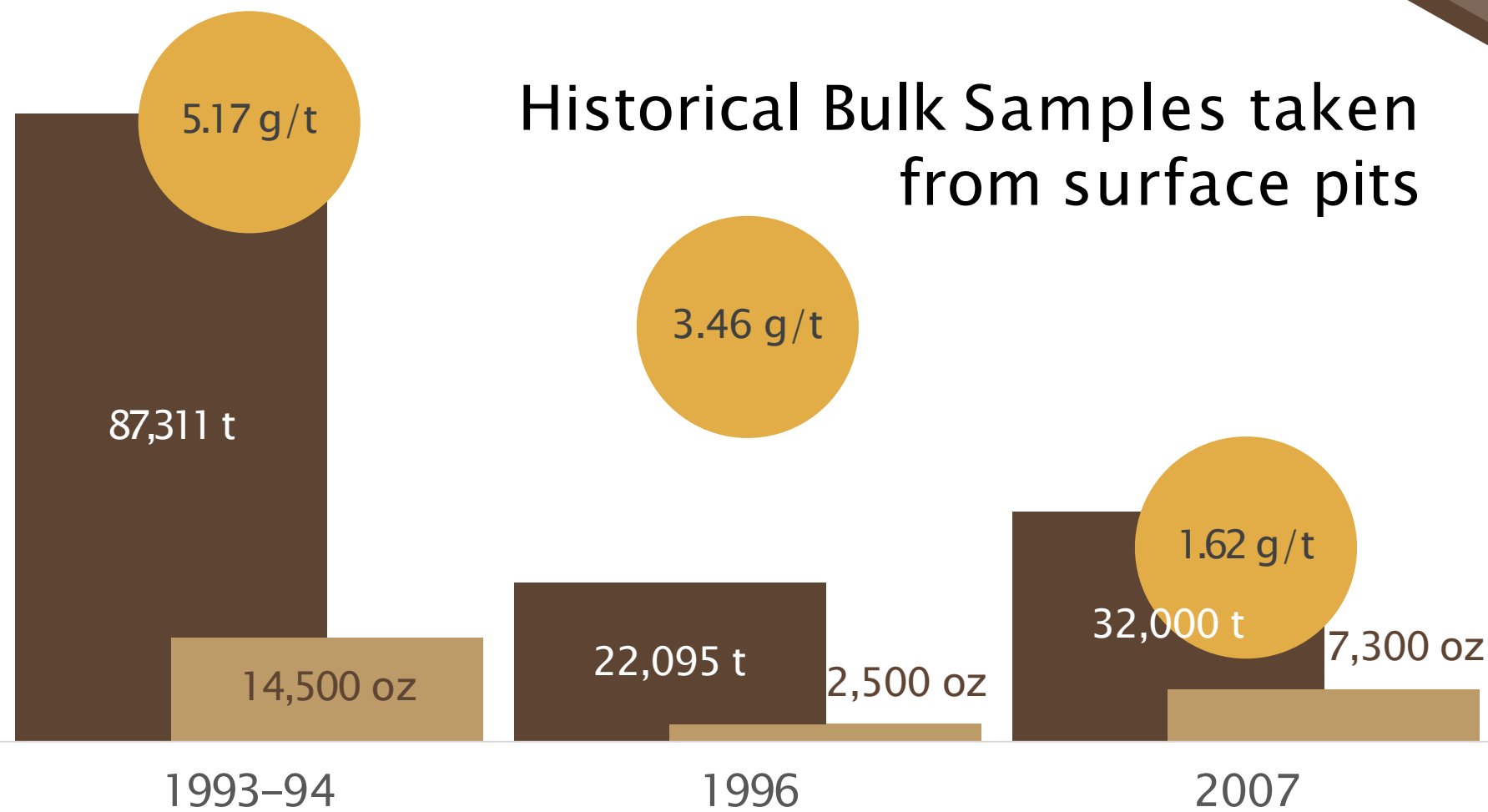
Granada Gold Mine Gold Deposit Characteristics



Current In-Pit Resource based on
873 drill holes totalling
116,863 meters



Pit is within 2km LONG Bars zone, part of potential 5.5km structure

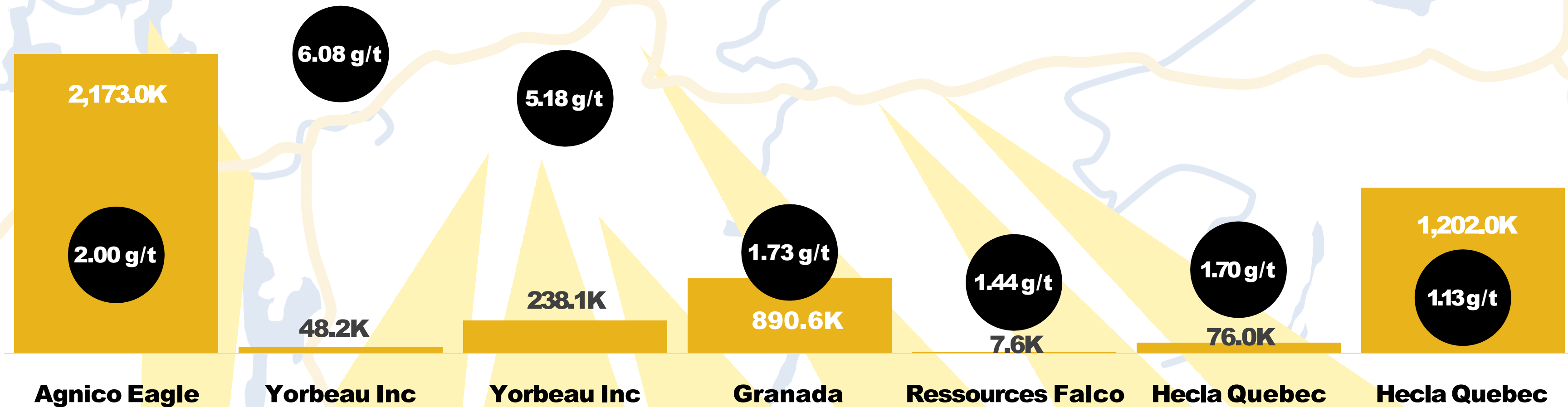


Granada Gold Mine Nearby Resources



■ Gold Ounces (M+I)

● Grade (g/t) (M+I)



Multiple majors and smaller firms developing resources nearby, with consistently high grades and consistent interest from numerous firms in the area

Granada Project 2026 Mineral Resource ¹

Cut Off	Classification	Type	Tonnes	Au (g/t)	Gold Ounces
0.25– 1.40	Measured	In Pit + Underground	6,634,000	1.75	372,900
	Indicated	In Pit + Underground	9,348,000	1.72	517,700
	Total M+I	In Pit + Underground	15,982,000	1.73	890,600
	Inferred	In Pit + Underground	20,096,000	1.34	865,500

1. The independent Qualified Person for this Mineral Resource Estimate is Claude Duplessis, ing. (P.Eng.), of GoldMinds Geoservices Inc. The estimate has an effective date of June 8, 2026 and was reported along with assumptions in a Granada [June 23, 2026 news release](#).

Granada Gold Mine Share Structure



Recent Share Price (06/09/2026)	\$0.045
Market Cap	\$10.2 M
52 WEEK LOW AND HIGH	\$0.02-\$0.115
Shares Issued and Outstanding	227,265,949
Warrants Outstanding	61,664,000
Options Outstanding	9,500,000
Fully Diluted	298,429,949
As of June 9, 2026	

Wayne Cheveldayoff

Corporate Communications

Mobile: 416-710-2410

waynecheveldayoff@gmail.com

Administration Office

Granada Gold Mine Inc.

2875 Ave Granada

Rouyn-Noranda, Quebec J9Y 1J1

Phone: 819-797-4144

GranadaGoldmine.com

granadagoldmine.com TSX-V **GGM** OTC PK **GBBFF** FRANKFURT **B6DA**

APPENDIX 1

Granada Technicals



Granada Gold Mine Waste Piles



480,000-tonne historic waste rock dump material **screened and processed, re-used** to stabilise drill trails, minimise soil damage,



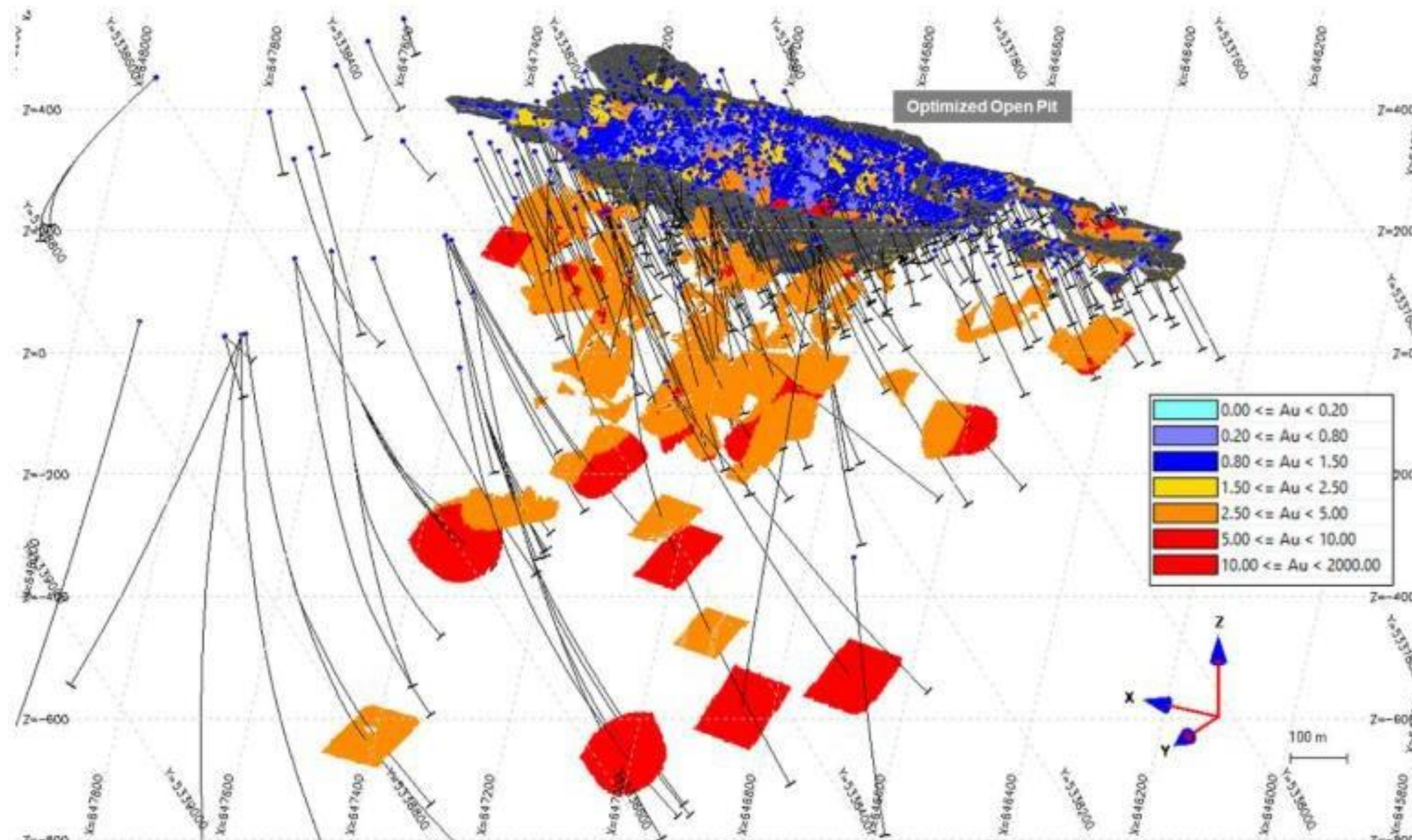
Results

- Test work on low-grade mineralized waste material showed the following positive results:
 - Three gravity concentration processes used in the tests produced an average **pre-concentration grade of 1.16g/t Au** with a 47% gold recovery
 - Sample's calculated head grade of 0.45 g/t Au was 36.4% higher than the 0.33 g/t Au assayed grade

Positive for Granada Potential

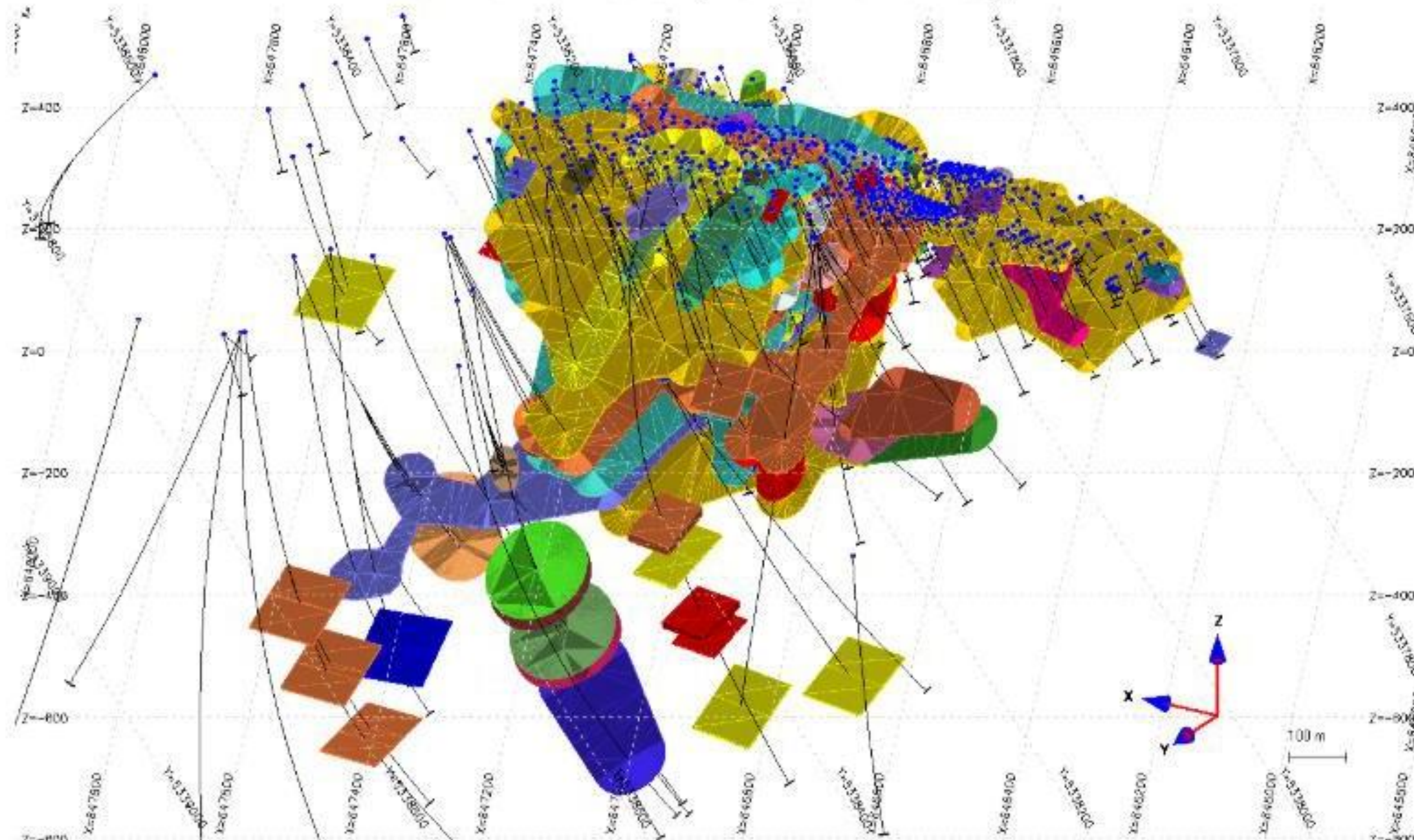
- Pre-concentration would improve the economics of the project through the upgrading of lower-grade material that would not otherwise be milled or included in resource estimates
- Higher calculated head grade highlights that assayed grade results often do not capture the native gold component which is up to 50% native in the deposit – which confirms historical mining operational data and, if applied to current resource estimates, indicates the potential for a significantly higher amount of gold ounces in the deposit.

Isometric View Looking South-Southeast with Block Model and drill holes. 0.55 g/t Au cut-off grade inside the pit and 2.5 g/t Au cut-off grade under the pit.



➤ Source: Granada Gold Mine News Release July 6, 2022. Resource estimate by SGS Canada: Yann Camus P.Eng. SGS Canada, is the independent qualified persons in accordance with National instrument 43-101. Mineral resources reported as base case at cut-off grade of 0.55 g/t Au for open-pit and 2.5 g/t Au for underground..


Isometric View Looking South-Southeast Showing the Drill Holes, and the Thin, Rich Veins Model (107 wireframes)



➤ Source: Granada Gold Mine News Release July 6, 2022. Resource estimate by SGS Canada: Yann Camus P.Eng. SGS Canada, is the independent qualified persons in accordance with National instrument 43-101. Mineral resources reported as base case at cut-off grade of 0.55 g/t Au for open-pit and 2.5 g/t Au for underground.

APPENDIX 2

Rubidium



Granada Gold Rubidium Zone



Showing Cross-Section of Rubidium Intercepts by Grade
Looking West

